

Select

☐ Poly Bags ☐ Reclosable ☐ Tubing ☐ Film ☐ Mailers & Access

Choose

Category

Ship To

Size

Gauge

Add

Components Color Venting Printing Packaging

FRONT

BACK

Upload Art

Add Text

Bring to Front

Bring to Back

Center

Eye Dropper

Duplicate

Zoom In

Zoom Out

Undo

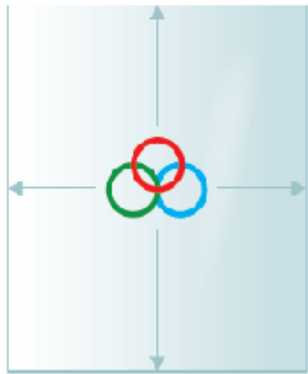
Redo

Trash

Choose type of printing


Registered

Choose Registered Printing when your artwork must be positioned precisely on your bag. Registered Printing is ideal for multi-color artwork.



Random Repeat

Choose Random Repeat Printing when the position of your artwork is flexible and you only need one color. We guarantee 1 complete image will be printed on your product.



PRINTABLE AREA

We'd like to see the Designer in the background; REG & RRP could be in a pop-up overlaying it?

The purpose of this is not to prescribe the design, but just to illustrate the basic concepts.

Select

☐ Poly Bags ☐ Reclosable ☐ Tubing ☐ Film ☐ Mailers & Access

Choose

Category Ship To

Size Gauge

Add

Components Color Venting Printing Pack

FRONT BACK Upload Art Add Text Bring to Front Bring to Back Center Eye Dropper Duplicate Zoom In Zoom Out Undo

Where would you like to start?

Get a quick quote and worry about artwork later.




»

Design with artwork from an existing plate



»

Upload artwork for a new plate



»

Create text-based artwork for a new plate

T

»

PRINTABLE AREA

We've kept "Get a quick quote..." We've taken out the "upload your complete schematic" option (for Release 1).

We thought users might puzzle over what "Create my product" means and where that will take you. True, the print designer in the background offers some hints, and you can click the "Create my product" button and find out, but we'd like to try seeing how displaying the full range of options feels and if it is any more (or less) effective in getting users over that initial hump, and getting them to comprehend the available options.

The purpose of this is not to prescribe the design, but to convey the choices we'd like to see.

Select

☐ Poly Bags ☐ Reclosable ☐ Tubing ☐ Film ☐ Mailers & Access

Choose

Category Ship To

Size Gauge

Add

Components Color Venting Printing Packaging

FRONT

BACK

Upload Art

Add Text

Bring to Front

Bring to Back

Center

Eye Dropper

Duplicate

Zoom In

Zoom Out

Undo

Redo

Trash

My Plates

Laddawn Stock Plates



Midwest
FOOD BANK

Midwest_2 (3 plates)

ALL-SPEC
A *Fisco* SUBSIDIARY

All-Spec_3 (1 plate)

search

Once you choose one of these plate sets, you may choose to modify the size or color of the artwork in our Designer. If you do, we may need to create a new plate set for this print job at the time of purchase, for which there is a one-time setup fee and some additional lead time. Otherwise, you'll be able to reuse the plate set at no additional charge, with normal product lead time.

PRINTABLE AREA

Taking a stab here at re-introducing the plate terminology, as well as language explaining how the plates can be reused as is, or used instead as a starting point for new plates. Also, introduced the concept of "plate sets" for registered printing, and captioning the artwork with number of plates created for the last print job based on # of colors.

Find