

I would like to start with...

An existing plate

A new image

Text

A placeholder (choose image later)

?

Choose a plate:

☒ From Laddawn stock plates

☐ From your custom plates



Preview - Suffocation Warning (24 pt)

WARNING: To avoid danger of suffocation, keep this plastic bag away from babies and children. Do not use this bag in cribs, beds, carriages or playpens. This bag is not a toy.

ADVERTENCIA: Para evitar el riesgo de asfixia, mantenga esta bolsa plástica fuera del alcance de bebés y niños. No utilice esta bolsa en cunas, camas, coches o corrales. Esta bolsa no es un juguete.

AVERTISSEMENT : Pour éviter tout risque d'étouffement, gardez ce sac en plastique à partir des bébés et des enfants. Ne pas utiliser ce sac dans des berceaux, des lits, des voitures ou des parcs. Ce sac n'est pas un jouet.

3.900" x 6.000"

SP0001-H

Continue

You should know:

After selecting a plate, if you modify the image size in the Designer, or combine it with text, or...?, you will be creating a new plate.

I would like to start with...

An existing plate

A new image

Text

A placeholder (choose image later)

?

Choose a plate:

- ☐ From Laddawn stock plates
- ☒ From your custom plates



Preview - Kitty 2



1.275" x 1.275"

CP-0125H

 Continue

You should know:

After selecting a plate, if you modify the image size in the Designer, or combine it with text, or....?, you will be creating a new plate.

I would like to start with...

An existing plate

A new image

Text

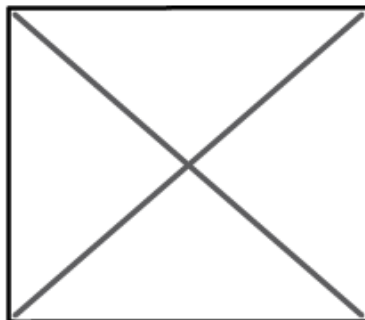
A placeholder (choose image later)

?

Choose an image that you have stored locally:

Upload file

Preview



Continue with this image



Discard & start over

Tip:

*You can size and
resize your image in
the Designer.*

*You can also combine it
with text.*

I would like to start with...

An existing plate








A new image

Text

A placeholder (choose image later)

?

Add your text:

B I U  style ▼      

Type text here...



Add Text

Tip:

You can edit and reformat your text in the Designer.

You can also combine it with an image.

I would like to start with...

An existing plate

A new image

Text

A placeholder (choose image later)

?

Enter width and height for a placeholder:

Estimated width of image

(inches)



Estimated height of image

(inches)



(You will be able to change these dimensions in the Designer.)



Continue

No artwork? No sweat!

You can get going without an image, but in order to work with the Designer, you need a "placeholder" to work with (so you can position it on the product, see how it will look, choose ink colors, etc.)

I would like to start with...

An existing plate

A new image

Text

A placeholder (choose image later)

?

Got questions? We have answers.

When should I start with an existing plate?

Start with an existing plate if you've printed this before and all of the image dimensions, text, etc. are remaining exactly the same.

Or, choose an existing plate as a starting point for a new plate. For example, you'd like to use the Laddawn stock recycling logo, but you'd like it to be a different size. You can choose it, then resize it, add text, or make other modifications in the Designer. You can do this with your custom plates as well.

Still not sure?

We know you may be quoting with incomplete information. Whether you start with an existing plate, a new image, some text, or a placeholder - you can always change your print design later.

Still have questions?

Click Live Chat